




**E.S.E. HOSPITAL UNIVERSITARIO SAN RAFAEL DE TUNJA**  
**EJECUCION PRESUPUESTAL DE INGRESOS**  
**PERIODO: DESDE 01 HASTA EL 31 DE MARZO DE 2023**

CÓDIGO	DESCRIPCIÓN	PRESUPUESTO						RECONOCIMIENTO			RECAUDO		SALDOS	
		INICIAL 1	CREDITO	CONTRACREDITO	ADICIONES 2	REDUCCIONES 3	DEFINITIVO 4=1+2-3	PERIODO 6	ACUMULADOS 7=5+6	PERIODO 10	ACUMULADOS 11=9+10	PRESUPUESTO EFECTIVO 13=4-11	CUENTAS POR COBRAR 14=7-11	
<b>1</b>	<b>INGRESOS</b>	<b>227.719.077.655</b>	<b>0</b>	<b>0</b>	<b>34.441.336.413</b>	<b>0</b>	<b>262.160.414.068</b>	<b>35.381.219.991</b>	<b>109.372.772.548</b>	<b>17.053.184.870</b>	<b>48.621.576.338</b>	<b>213.538.837.730</b>	<b>60.751.196.210</b>	
<b>10</b>	<b>DISPONIBILIDAD INICIAL</b>	<b>0</b>	<b>0</b>	<b>0</b>	<b>110.035.297</b>	<b>0</b>	<b>110.035.297</b>	<b>0</b>	<b>110.035.297</b>	<b>0</b>	<b>110.035.297</b>	<b>0</b>	<b>0</b>	
1.0.01	CAJA	0	0	0	5.212.781	0	5.212.781	0	5.212.781	0	5.212.781	0	0	
1.0.02	BANCOS	0	0	0	104.822.516	0	104.822.516	0	104.822.516	0	104.822.516	0	0	
1.0.03	INVERSIONES TEMPORALES	0	0	0	0	0	0	0	0	0	0	0	0	
<b>11</b>	<b>INGRESOS CORRIENTES</b>	<b>227.719.077.655</b>	<b>0</b>	<b>0</b>	<b>34.331.301.116</b>	<b>0</b>	<b>262.050.378.771</b>	<b>35.277.711.280</b>	<b>109.121.096.992</b>	<b>16.949.676.159</b>	<b>48.369.900.782</b>	<b>213.680.477.989</b>	<b>60.751.196.210</b>	
<b>1102</b>	<b>INGRESOS NO TRIBUTARIOS</b>	<b>227.719.077.655</b>	<b>0</b>	<b>0</b>	<b>34.331.301.116</b>	<b>0</b>	<b>262.050.378.771</b>	<b>35.277.711.280</b>	<b>109.121.096.992</b>	<b>16.949.676.159</b>	<b>48.369.900.782</b>	<b>213.680.477.989</b>	<b>60.751.196.210</b>	
<b>110205</b>	<b>VENTA DE BIENES Y SERVICIOS</b>	<b>217.917.010.822</b>	<b>0</b>	<b>0</b>	<b>34.331.301.116</b>	<b>0</b>	<b>252.248.311.938</b>	<b>35.277.711.280</b>	<b>109.121.096.992</b>	<b>16.949.676.159</b>	<b>48.369.900.782</b>	<b>203.878.411.156</b>	<b>60.751.196.210</b>	
<b>110205001</b>	<b>VENTAS DE ESTABLECIMIENTOS DE MERCADO</b>	<b>217.917.010.822</b>	<b>0</b>	<b>0</b>	<b>34.324.211.453</b>	<b>0</b>	<b>252.241.222.275</b>	<b>35.194.653.934</b>	<b>108.926.967.860</b>	<b>16.887.238.075</b>	<b>48.216.393.780</b>	<b>204.024.828.495</b>	<b>60.710.574.080</b>	
<b>11020500109</b>	<b>SERVICIOS PARA LA COMUNIDAD SOCIALES Y PERSONALES</b>	<b>217.917.010.822</b>	<b>0</b>	<b>0</b>	<b>34.324.211.453</b>	<b>0</b>	<b>252.241.222.275</b>	<b>35.194.653.934</b>	<b>108.926.967.860</b>	<b>16.887.238.075</b>	<b>48.216.393.780</b>	<b>204.024.828.495</b>	<b>60.710.574.080</b>	
<b>1102050010902</b>	<b>SERVICIOS DE SALUD</b>	<b>217.917.010.822</b>	<b>0</b>	<b>0</b>	<b>34.324.211.453</b>	<b>0</b>	<b>252.241.222.275</b>	<b>35.194.653.934</b>	<b>108.926.967.860</b>	<b>16.887.238.075</b>	<b>48.216.393.780</b>	<b>204.024.828.495</b>	<b>60.710.574.080</b>	
<b>1102050010902</b>	<b>SERVICIOS DE SALUD VIGENCIA ACTUAL</b>	<b>217.917.010.822</b>	<b>0</b>	<b>0</b>	<b>0</b>	<b>0</b>	<b>217.917.010.822</b>	<b>24.477.236.082</b>	<b>67.063.724.070</b>	<b>6.169.820.224</b>	<b>6.353.149.991</b>	<b>211.563.860.832</b>	<b>60.710.574.080</b>	
<b>1102050010902</b>	<b>SERVICIOS DE SALUD VIGENCIA ANTERIOR</b>	<b>0</b>	<b>0</b>	<b>0</b>	<b>34.324.211.453</b>	<b>0</b>	<b>34.324.211.453</b>	<b>10.717.417.852</b>	<b>41.863.243.790</b>	<b>10.717.417.852</b>	<b>41.863.243.790</b>	<b>-7.539.032.337</b>	<b>0</b>	
<b>110205001090201</b>	<b>REGIMEN SUBSIDIADO</b>	<b>126.280.983.103</b>	<b>0</b>	<b>0</b>	<b>0</b>	<b>0</b>	<b>126.280.983.103</b>	<b>15.693.972.537</b>	<b>40.939.968.699</b>	<b>2.527.686.171</b>	<b>2.527.686.171</b>	<b>123.753.296.933</b>	<b>38.412.282.528</b>	
11020500109020102	NO CAPITADO	126.280.983.103	0	0	0	0	126.280.983.103	15.693.972.537	40.939.968.699	2.527.686.171	2.527.686.171	123.753.296.933	38.412.282.528	
1102050010902010203	NO CAPITADO VIGENCIA ANTERIOR	0	0	0	23.311.117.356	0	23.311.117.356	6.487.400.679	26.620.132.520	6.487.400.679	26.620.132.520	-3.309.015.164	0	
<b>110205001090202</b>	<b>REGIMEN CONTRIBUTIVO</b>	<b>55.502.957.912</b>	<b>0</b>	<b>0</b>	<b>0</b>	<b>0</b>	<b>55.502.957.912</b>	<b>5.543.910.498</b>	<b>15.444.240.163</b>	<b>2.010.656.489</b>	<b>2.042.102.966</b>	<b>53.460.854.946</b>	<b>13.402.137.197</b>	
11020500109020202	NO CAPITADO	55.502.957.912	0	0	0	0	55.502.957.912	5.543.910.498	15.444.240.163	2.010.656.489	2.042.102.966	53.460.854.946	13.402.137.197	
1102050010902020203	NO CAPITADO VIGENCIA ANTERIOR	0	0	0	8.544.504.342	0	8.544.504.342	2.507.547.818	11.052.052.160	2.507.547.818	11.052.052.160	-2.507.547.818	0	
110205001090204	EVENTOS CATASTROFICOS Y ACCIDENTES DE TRANSITO	2.732.802.750	0	0	0	0	2.732.802.750	325.185.472	907.460.385	0	0	2.732.802.750	907.460.385	
110205001090204005	EVENTOS CATASTROFICOS Y ACCIDENTES DE TRANSITO VIGENCIA ANTERIOR	0	0	0	67.796.680	0	67.796.680	3.520.350	71.317.030	3.520.350	71.317.030	-3.520.350	0	
110205001090205	SEGURO OBLIGATORIO DE ACCIDENTES DE TRANSITO	6.204.158.018	0	0	0	0	6.204.158.018	541.411.949	1.600.056.045	272.562.224	287.393.887	5.916.764.131	1.312.662.158	
11020500109020506	SEGURO OBLIGATORIO DE ACCIDENTES DE TRANSITO VIGENCIA ANTERIOR	0	0	0	983.800.550	0	983.800.550	272.129.611	1.255.930.161	272.129.611	1.255.930.161	-272.129.611	0	
110205001090206	ADMINISTRADORAS DE RIESGOS LABORALES	1.801.973.623	0	0	0	0	1.801.973.623	38.568.104	180.936.485	64.182.016	68.093.766	1.733.879.857	112.842.719	
110205001090206067	ADMINISTRADORAS DE RIESGOS LABORALES VIGENCIA ANTERIOR	0	0	0	252.714.951	0	252.714.951	52.247.392	304.962.343	52.247.392	304.962.343	-52.247.392	0	
110205001090207	FUERZAS MILITARES	4.251.033.755	0	0	0	0	4.251.033.755	424.907.838	1.256.700.314	120.404.827	120.404.827	4.130.628.928	1.136.295.487	
1102050010902070708	FUERZAS MILITARES VIGENCIA ANTERIOR	0	0	0	61.252.222	0	61.252.222	0	61.252.222	0	61.252.222	0	0	
110205001090208	POLICIA NACIONAL	7.873.652.920	0	0	0	0	7.873.652.920	844.663.634	2.900.192.292	668.139.957	668.139.957	7.205.512.963	2.232.052.335	
1102050010902080809	POLICIA NACIONAL VIGENCIA ANTERIOR	0	0	0	418.983.725	0	418.983.725	0	418.983.725	0	418.983.725	0	0	
110205001090209	IPS PRIVADAS	2.977.286.331	0	0	0	0	2.977.286.331	408.360.366	1.044.847.603	157.072.501	158.424.565	2.818.861.766	886.423.038	
1102050010902090902	IPS PRIVADAS VIGENCIA ANTERIOR	0	0	0	188.813.663	0	188.813.663	336.611.643	525.425.306	336.611.643	525.425.306	-336.611.643	0	
1102050010902101010	IPS PUBLICAS	0	0	0	0	0	0	1.439.055	17.769.768	0	0	0	17.769.768	
1102050010902101011	IPS PUBLICAS VIGENCIA ANTERIOR	0	0	0	0	0	0	0	0	0	0	0	0	
110205001090212	POBLACION EXTRANJERA	3.647.111.881	0	0	0	0	3.647.111.881	202.312.169	558.143.508	0	0	3.647.111.881	558.143.508	
1102050010902121213	POBLACION EXTRANJERA VIGENCIA ANTERIOR	0	0	0	0	0	0	0	0	0	0	0	0	
110205001090213	PARTICULARES	1.644.186.404	0	0	0	0	1.644.186.404	105.264.793	334.968.609	185.273.692	316.941.505	1.327.244.899	18.027.104	
1102050010902131314	PARTICULARES VIGENCIA ANTERIOR	0	0	0	16.326.618	0	16.326.618	529.710	16.856.328	529.710	16.856.328	-529.710	0	
110205001090214	PLAN COMPLEMENTARIO	10.822.125	0	0	0	0	10.822.125	0	7.785.370	0	0	10.822.125	7.785.370	
1102050010902141415	PLAN COMPLEMENTARIO VIGENCIA ANTERIOR	0	0	0	0	0	0	0	0	0	0	0	0	
110205001090215	ATENCION A LA POBLACION POBRE NO AFILIADA AL REGIMEN SUBSIDIADO	93.403.758	0	0	0	0	93.403.758	6.781.637	69.978.697	0	0	93.403.758	69.978.697	
1102050010902151516	ATENCION A LA POBLACION POBRE NO AFILIADA AL REGIMEN SUBSIDIADO VIGENCIA ANTERIOR	0	0	0	9.539.050	0	9.539.050	0	9.539.050	0	9.539.050	0	0	
110205001090216	FONDO NACIONAL DE SALUD DE LAS PERSONAS PRIVADAS DE LA LIBERTAD	1.777.609.528	0	0	0	0	1.777.609.528	190.250.431	522.868.949	0	0	1.777.609.528	522.868.949	
1102050010902161617	FONDO NACIONAL DE SALUD DE LAS PERSONAS PRIVADAS DE LA LIBERTAD VIGENCIA ANTERIOR	0	0	0	289.230.187	0	289.230.187	254.464.584	543.694.771	254.464.584	543.694.771	-254.464.584	0	
110205001090217	MEDICINA PREPAGADA	179.962.421	0	0	0	0	179.962.421	47.721.785	112.723.688	90.300	90.300	179.872.121	112.633.388	
1102050010902171718	MEDICINA PREPAGADA VIGENCIA ANTERIOR	0	0	0	26.226.819	0	26.226.819	21.944.586	48.171.405	21.944.586	48.171.405	-21.944.586	0	
110205001090218	OTRAS VENTAS DE SERVICIOS DE SALUD	2.939.066.293	0	0	0	0	2.939.066.293	102.485.814	1.165.083.495	163.752.047	163.872.047	2.775.194.246	1.001.211.448	
1102050010902181819	OTRAS VENTAS DE SERVICIOS DE SALUD VIGENCIA ANTERIOR	0	0	0	153.905.290	0	153.905.290	781.021.479	934.926.769	781.021.479	934.926.769	-781.021.479	0	
<b>110205002</b>	<b>VENTAS INCIDENTALES DE ESTABLECIMIENTOS NO DE MERCADO</b>	<b>0</b>	<b>0</b>	<b>0</b>	<b>7.089.663</b>	<b>0</b>	<b>7.089.663</b>	<b>83.057.346</b>	<b>194.129.132</b>	<b>62.438.084</b>	<b>153.507.002</b>	<b>-146.417.339</b>	<b>40.622.130</b>	
<b>110205002</b>	<b>VENTAS INCIDENTALES DE ESTABLECIMIENTOS NO DE MERCADO ACTUAL</b>	<b>0</b>	<b>0</b>	<b>0</b>	<b>0</b>	<b>0</b>	<b>0</b>	<b>71.908.402</b>	<b>175.890.525</b>	<b>51.289.140</b>	<b>135.268.395</b>	<b>-135.268.395</b>	<b>40.622.130</b>	
<b>110205002</b>	<b>VENTAS INCIDENTALES DE ESTABLECIMIENTOS NO DE MERCADO ANTERIOR</b>	<b>0</b>	<b>0</b>	<b>0</b>	<b>7.089.663</b>	<b>0</b>	<b>7.089.663</b>	<b>11.148.944</b>	<b>18.238.607</b>	<b>11.148.944</b>	<b>18.238.607</b>	<b>-11.148.944</b>	<b>0</b>	
11020500207	SERVICIOS FINANCIEROS Y SERVICIOS CONEXOS, SERVICIOS INMOBILIARIOS Y SERVICIOS DE LEASING	0	0	0	0	0	0	23.010.212	66.938.642	10.076.566	43.928.430	-43.928.430	23.010.212	
11020500207	SERVICIOS FINANCIEROS Y SERVICIOS CONEXOS, SERVICIOS INMOBILIARIOS Y SERVICIOS DE LEASING VIGENCIA ANTERIOR	0	0	0	0	0	0	11.148.944	11.148.944	11.148.944	11.148.944	-11.148.944	0	
11020500208	SERVICIOS PRESTADOS A LAS EMPRESAS Y SERVICIOS DE PRODUCCIÓN	0	0	0	0	0	0	48.898.190	108.951.883	41.212.574	91.339.965	-91.339.965	17.611.918	
11020500208	SERVICIOS PRESTADOS A LAS EMPRESAS Y SERVICIOS DE PRODUCCIÓN VIGENCIA ANTERIOR	0	0	0	7.089.663	0	7.089.663	0	7,089.663	0	7,089.663	0	0	
<b>110206</b>	<b>TRANSFERENCIAS CORRIENTES</b>	<b>9.802.066.833</b>	<b>0</b>	<b>0</b>	<b>0</b>	<b>0</b>	<b>9.802.066.833</b>	<b>0</b>	<b>0</b>	<b>0</b>	<b>0</b>	<b>9.802.066.833</b>	<b>0</b>	
<b>110206006</b>	<b>TRANSFERENCIAS DE OTRAS ENTIDADES DEL GOBIERNO GENERAL</b>	<b>9.802.066.833</b>	<b>0</b>	<b>0</b>	<b>0</b>	<b>0</b>	<b>9,802.066.833</b>	<b>0</b>	<b>0</b>	<b>0</b>	<b>0</b>	<b>9,802.066.833</b>	<b>0</b>	

CÓDIGO	DESCRIPCIÓN	PRESUPUESTO					RECONOCIMIENTO		RECAUDO		SALDOS		
		INICIAL 1	CREDITO	CONTRACREDITO	ADICIONES 2	REDUCCIONES 3	DEFINITIVO 4=1+2-3	PERIODO 6	ACUMULADOS 7=5+6	PERIODO 10	ACUMULADOS 11=9+10	PRESUPUESTO EFECTIVO 13=4-11	CUENTAS POR COBRAR 14=7-11
12	RECURSOS DE CAPITAL	0	0	0	0	0	103.508.711	141.640.259	103.508.711	141.640.259	-141.640.259	0	
1205	RENDIMIENTOS FINANCIEROS	0	0	0	0	0	103.508.711	141.640.259	103.508.711	141.640.259	-141.640.259	0	
120502	DEPOSITOS					0	103.508.711	141.640.259	103.508.711	141.640.259	-141.640.259	0	
<b>TOTAL PRESUPUESTO:</b>		<b>227.719.077.655</b>	<b>0</b>	<b>0</b>	<b>34.441.336.413</b>	<b>0</b>	<b>262.160.414.068</b>	<b>35.381.219.991</b>	<b>109.372.772.548</b>	<b>17.053.184.870</b>	<b>48.621.576.338</b>	<b>213.538.837.730</b>	<b>60.751.196.210</b>

<p><b>APROBADO</b></p>  <p><b>GERMÁN FRANCISCO PERTUZ GONZALEZ</b> GERENTE</p>	<p><b>REVISO</b></p>  <p><b>OLGA NATALIE MANRIQUE ABRIL</b> SUBGERENTE ADMINISTRATIVO Y FINANCIERO</p>	<p><b>PREPARADO</b></p>  <p><b>HELKYN H. RAMÍREZ ALVAREZ</b> PROFESIONAL PRESUPUESTO</p>
---	---	---

Elaboró: Claudia Milena Torres Sierra *CM*